

STEREOCHEMISTRY AND MECHANISM OF THIAZOLIDINONE FORMATION

Dr. Shalu Tyagi, Associate professor
Department of Chemistry, M.M.H.College Ghaziabad

Dr. Ravindra Singh Yadav, Associate professor
Department of Chemistry, M.M.H.College Ghaziabad

ABSTRACT

Thiazolidine (TZDn) focuses are astoundingly staggering heterocyclic having 5 member moieties existing in various standard and bioactive compounds containing Sulfur at the focal pose and Nitrogen at 3rd term. The incidence of Sulfur refreshes their features, and, along these lines, these are worn as key ingredient in the amalgamation of fundamental customary mixes. They demonstrate typical features like unsafe advancement countering master development, and so forth. This mix in the standard response makes it an amazingly respected moiety.

Considering making studies, different conveyed tactics are used to deal with their choosing ability, faultlessness, thing improvement. In this article, we highlighted stereochemistry and mechanism of thiazolidinone formation.

KEYWORDS:

Thiazolidine, reaction, synthesis

INTRODUCTION

Heterocyclic composites are a huge set of standard compounds having wide usages in assorted areas of science. Maybe the most undeniable heterocyclic subject, TZDn, is a heterocycle structure with members with condition C₃H₇NS comprising 1 Nitrogen and 1 Sulphur spot, and shows striking strong and drug merits. In the TZDn center, innumerable

intermediates are accountable for overhauling the compound's remedy magnitude. (Abhishek,2012)

The composites of Thiazolidine are chief pieces of various standard things and arrangements and are in like manner comprised in various compounds.

Also, the usage of thiazolidines as an inhibitor of tyrosyl-DNA phosphodiesterase I and influenza neuraminidase, strong of medications for the treatment of diseases has other than been tended to. These are also worn in peptide change to typical check moreover go about as immune stimulating arranged specialists. (Verma,2008)

These subordinates are in this manner related with various relationship as arranged couriers, conceivable biomarkers for oxidative strain and formaldehyde straightforwardness, heterogeneous lifts, free progressives, superoxide anion moderate and hydroxyl moderate scroungers to accumulate non-fullerene little particles ceaselessly. Green science was sorted out during the 1990s and consolidates 12 standards.

As of late, Singh et al. (2014) studied the typical improvement of TZDn associates.

From recent times, intriguing arranged approaches have been introduced in view of important amalgamation by humble reactants and dissolvable less amalgamation with extraordinary returns via diverse methods.

Multi-component reactions (MCRs) are grand guidance for the amalgamation of heterocycles as every part for amalgamation akin to direct practice for prompting intricate cream particles in less advances which to have stunning medication improvement. (Joseph,2004)

The exceptional characteristics of TZDn stages demand that we revolve around the association and system the steady TZDn, its assistants and moreover their standard connotation. (Lisa,2011)

The green cycles reduce the going against possessions of several substance rejoinder by express measures viz. central purpose and dissolvable gratis amalgamation and arranging of frightful things with elevated effectiveness. (Livio,2006)

Piao et al. (2016) explored the anti-diabetic bustle of TZDn. Anyway, there is straightforward overview of the amalgamation and customary activity of TZDn. We have moreover joined a comparable evaluation of various arranged shows of TZDn subordinates with their advantages (+) and insults (-).

STEREOCHEMISTRY OF THIAZOLIDINE

From the making review there are different reports legitimizing the optical, numerical and area express isomers of TZDn and its partners. An Imino-amino automatism assessment of 2-acetaminophen-4-setting (3), structure in imino gathering shows significant stone state and when it is changed over to amino party for instance computerization gives fluid express, this was checked by infrared spectroscopic information.(Manske,1942)

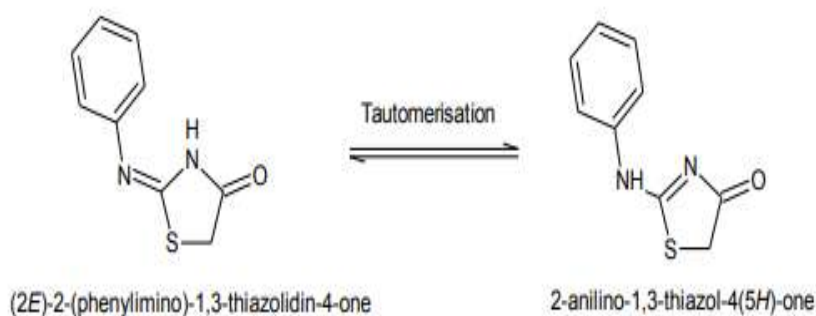


Figure 1: Stereochemistry of TZDn

MECHANISM OF THIAZOLIDINE FORMATION

The TZDn focus are addressed by the cyclocondensation approach of assault of Sulfur get-together of mercapto acidic miserable goes about as nucleophile on the azomethine carbon pursued by intramolecular cyclization with loss of water helps being made and affirmation

of response time. The Sulfur nucleophile character of MAa on the carbon of azomethine shows positive nature and nitrogen of azomethine shows negative nature which has depict. (Gill, 2015)

From the functioning outline it has brings out there might be a couple of organized courses for status of TZDn, yet the obliging and key strategy for managing make 1,3-TZDn is finished by three part in the response i.e. an aldehyde, an amine and MAa under one pot three district association or by two-advance framework. (Shi,2010)

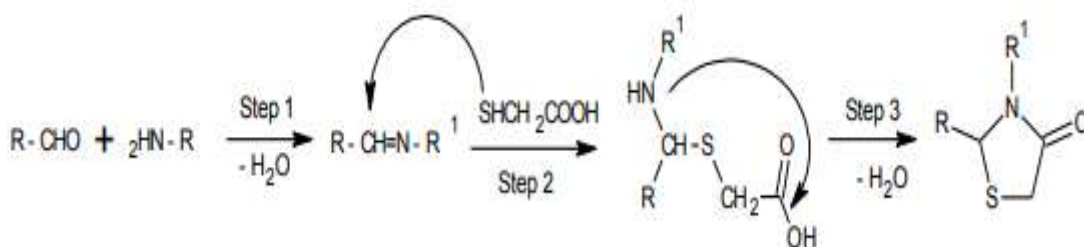


Fig 2: Reaction Mechanism of TZDn formation

There the response is happens between subbed aryl aldehyde and aryl amine to make an extensively spellbinding Azm, which on further replied with MAa experiences intramolecular cyclization occur between the assault of sulfur nucleophile on the imine carbon by dislodging the hydrogen on imine nitrogen pursued with cyclization on finish of water to convey required TZDn. (Shiva, 2011)

In the above showed response, the possible results of strategy of un-cyclized intermediates, which has been isolated. This further utilizing of phosphorous pentoxide in 1,4-diaxone can similarly cyclized the un-cyclized things. Routinely utilized dissolvable for progress methodology of azomethine with MAa done in benzene, dry ether, DMF, 1,4-diaxone or et-Benevolent.

VARIOUS METHODS INVOLVED IN SYNTHESIS OF THIAZOLIDINE:

Closeness of Silica chloride as heterogeneous power for intra-molecular cyclization of quinoxoliny imine assistant with thioglycolic stunning to yield quinoxolinyl TZDn subordinate under dissolvable free condition.

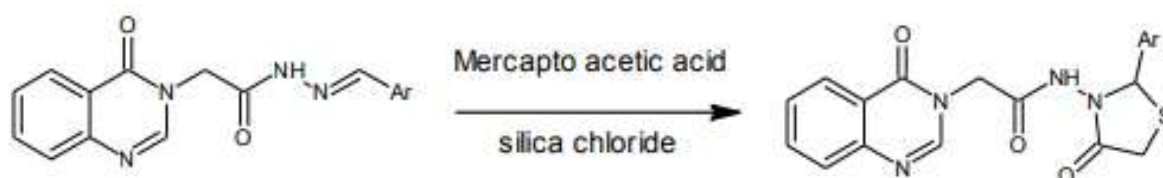


Figure 3

- Using *Saccharomyces cerevisiae* known as Baker's yeast goes about as lipase protein goes about as power for one pot blend of TZDn from aryl aldehyde, aryl amine and TGA



Figure 4

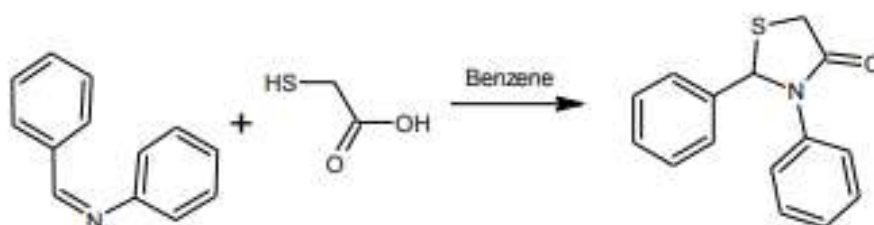


Figure 5

- A coupling response happens between α -chloro amide segments with isothiocyanate under base motivation to make imino-TZDn subordinates.

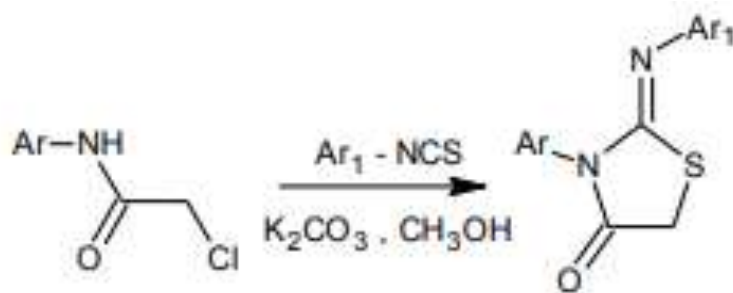


Figure 6

- One pot three piece approach of 2,3,- disubstituted-1,3-TZDn in reactant free 1-butyl-3-methyl-imidazolium hexafluorophosphate [bmin][6-FP] media.

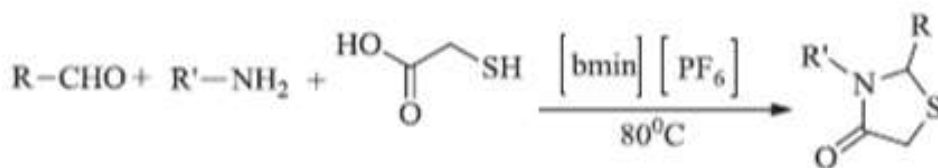


Figure 7

- A strong response happens in one pot mix between hetero/aryl amine, TGA and aryl aldehyde to give 2,3-diaryl/2-aryl-3-heteroaryl-1,3-TZDns (10) by utilizing ionic fluid i.e 1-butyl-3-methyl-imidazolium tetrafluoroborate [BMIM]BF₄ and 1-methoxyethyl-3-methylimidazolium trifluoroacetate [MOEMIM]TFA.

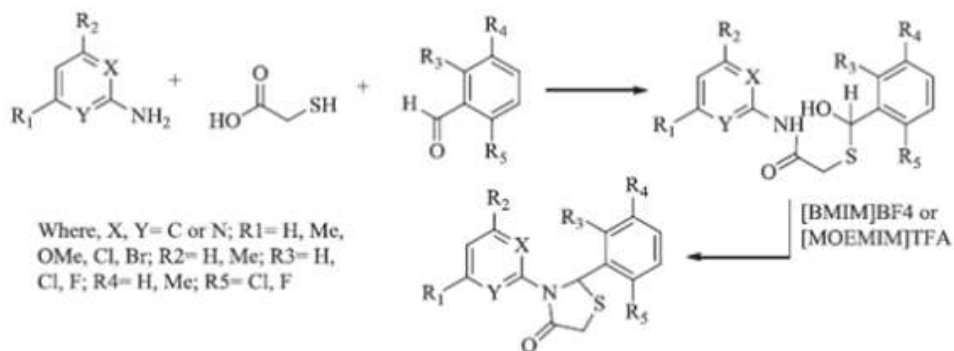


Figure 8

- Microwave light of one pot three segment under dissolvable free response to make 5-Arylidene2-imino-TZDn from N,N-diphenylthiourea with chloroacetic acid and benzaldehyde.

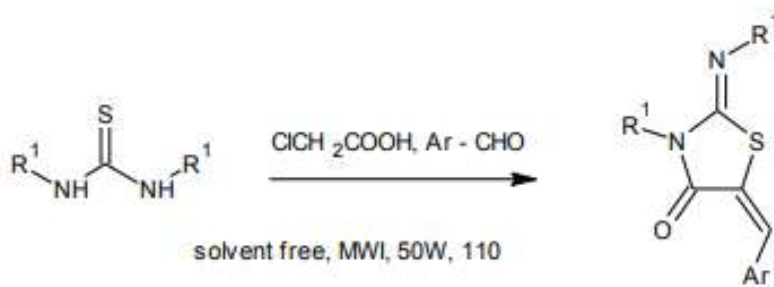


Figure 9

- A story reasoning utilized in mix of spiro[indole-TZDn] by microwave light under dry media with strong help with inclining toward KSF montmorillonite, silica gel, in fair alumina. Isatin replies with 3-amino-1,2,4-triazole in MAa one pot tree part orchestrating.

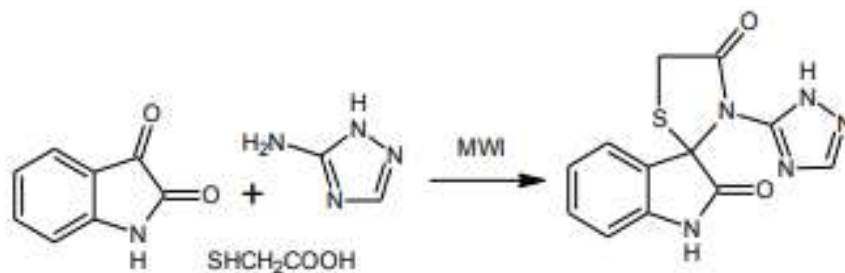


Figure 10

- Customarily acquired Jasmine from jasminum plan which has jasmine fragrant. Jasmine is made to reply with ethyl thioglycolate in acetaldehyde medium under microwave light to convey TZDn subordinates and a few clear analogs.

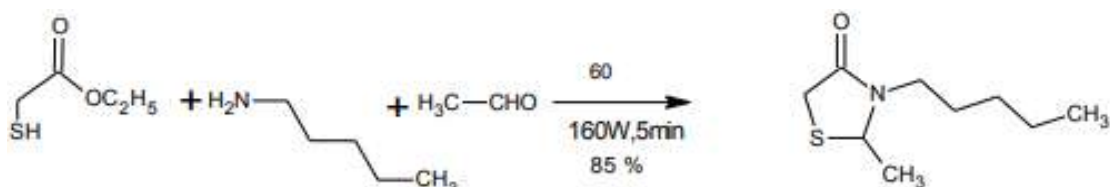


Figure 11

- Outstanding strategy for relationship of TZDn and its subordinates done by one pot three area or a two stage response happens between Aryl aldehyde/acetophenone, aryl amine, MAa by intramolecular cyclization with loss of water to convey required thing.

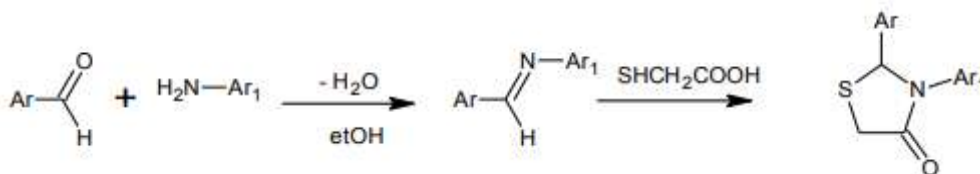


Figure 12

CONCLUSION

So here, we have summarized a making build out of different frameworks conveyed for the amalgamation of TZDn including their development and their usage as diverse heterocyclic structures with phenomenal medication properties hoping to invigorate new and, incredibly, more imaginative strategies for trained professionals.

REFERENCES

- [1.] Abhishek Kumar Jain, Ankur Vaidya, Veerasamy Ravichandran, Sushil Kumar Kashaw, Ram Kishore Agrawal. Recent developments and biological activities of thiazolidinone derivatives: A review, *Bioorg. Med. Chem.* 20(11) (2012) 3378-3395.
- [2.] AmitVermaShailendra K.Saraf. 4-Thiazolidinone – A biologically active scaffold, *European Journal of Medicinal Chemistry*, Vol 43(5) (2008) 897-905.
- [3.] Indu Singh. Synthesis and Antimicrobial activity of various Quinazolinone derivatives containing Thiazole and Thiazolidinone Moiety, *International Journal of Chem Tech Research*, Vol.6(5) (2014) 2649-2655.
- [4.] Joseph G. Lombardino and John A. Lowe. The Role of the medicinal chemist in drug discovery- then and now, *Drug Discovery* Vol.3 (2004) 853-862.
- [5.] Lisa N. Sacco and Kristin M. Finklea. Synthetic Drugs: Overview and Issues for Congress, congressional research service. (2011) 1-16.
- [6.] Livio Racane, Ranko Stojkovic, Vesna Tralic-Kulenovic and Grace Karminski-Zamola. Synthesis and Antitumor Evaluation of Novel Derivatives of 6- Amino-2-phenylbenzothiazoles, *Molecules*, 11(2006) 325-333.
- [7.] Piao. The Traditional Medicine and Modern Medicine from Natural Products. *Molecules*, 21 (2016) 559-578.
- [8.] R. H. Manske. The Chemistry of Quinolines, *Chem. Rev.*, 30 (1) (1942) 113–144.
- [9.] Rupinder K. Gill, Ravindra K. Rawal, and Jitender Bariwal. Recent Advances in the Chemistry and Biology of Benzothiazoles, *Arch. Pharm. Chem. Life Sci.* 348 (2015) 155–178.
- [10.] Shi, Q.W.; Li, L.G.; Huo, C.H.; Zhang, M.L.; Wang, Y.F. Study on natural medicinal chemistry and new drug development. *Chin. Tradit Herb Drugs* , 41 (2010), 1583– 1589.
- [11.] Shiva P. Singh, Surendra S. Parmar, Krishna Raman, and Virgil I. Stenberg. Chemistry and biological activity of thiazolidinones, *Chem.Rev.*, 81 (2) (2011) 175–203.