

BIOLOGICAL IMPORTANCE OF THIAZOLIDINONE

Dr. ShaluTyagi, Associate professor

Department of Chemistry, M.M.H.College Ghaziabad

Dr. Ravindra Singh Yadav, Associate professor

Department of Chemistry, M.M.H.College Ghaziabad

ABSTRACT

Thiazolidinediones (TZDn) are sulfur containing pentacyclic compounds that are generally around tracked down all through nature in various structures. TZDn center is open in different typical compounds.

Fundamentally, different evaluation reports have been conveyed in a short degree of time. Thusly is clearly a major to total late information to see the worth in the stream status of the TZDn center in obliging science research, focusing in unequivocally on the different undertakings to organize.

Antimicrobial meds in the market is enormous, yet there is a need to find novel antimicrobial experts with better pharmacodynamic and pharmacokinetic properties with lesser or no incidental impacts. The current article highlights the biological importance of thiazolidinone.

KEYWORDS:

Thiazolidinone, Biological, Antimicrobial

1. INTRODUCTION

The bactericidal improvement of TZDn colleagues depends on the substitution on the heterocyclic TZDn ring instead of the fragrant moiety. Experts base on this moiety since it is associated with the control of various physiological activities. Heterocyclic moieties having Nitrogen and Sulfur are gotten with a wide level of pharmacological cycles. This caused interest among researchers who to have mixed assembling of TZDn subordinates and assessed them for their different conventional activities. In the persistent outline, we have made an undertaking to gather typical properties of TZDn and its subordinates of fabricated start. (Pawelczyk,2006)

Anyway, really focusing on the issues, for example, straightforwardness, unexpectedness, selectivity, yield, regularly liberal, essential

straightforwardness of beginning materials and assortment meanwhile in the impression of an ideal mix is an undertaking from an overall perspective like figuring out the circle. (Divyesh,2010)

In like manner, conveyed canny prepared experts, along these lines, made arranged techniques that absolutely handle the fundamental principles of limit and reasonableness. Other than the degrees of selectivity they integrate similarly with making significance, cash related and commonplace perspectives. Along these lines, brief and rich and reasonably astute mixes have been a moving and dependably reviving basic update both in instructive and industry. (George,1980)

In the most recent decade the significant considerations of multi-component reactions have generally animated the arranged affiliation. Specifically, a blend of assortment and formation of handiness has met into the field of course of action worked with mix that has found sweeping application in the receptiveness and progress of medication lead structures. (Ibrahim,1987)

Multicomponent reactions, other than offering a wide degree of likely outcomes for the skilled improvement of sensationally novel and complex particles in a particular procedural progress are best instruments in combinatorial science pondering their advantage, significant frameworks, union and fundamental execution in drug receptiveness, standard mix and materials science. Suitably multicomponent reactions are having what's going on over standard direct sort mix keeping away from the puzzled refinement practices and permitting save resources of the two solvents and reagents. (Kocabalkanli,2001)

1.2 BIOLOGICAL IMPORTANCE OF THIAZOLIDINONE

The blended heterocyclic TZDn and its subordinates has been joined a wide level of typical exercises, either by its substituent's on its surface or as thick with another extraordinary focus to its surface which affected investigator and experts to set up a couple of exceptionally bioactive particles containing TZDn and its partners for different required pharmacological evaluations. A piece of the bioactive characteristics of TZDn are recorded under. (Naceur,2012)

1.2.1 Anti-microbial activity

Substitution made at C-2 and N-3 situation of TZDn moiety shows a substitute degree of microbicidal/static action over different little living creatures and upgrades strains.

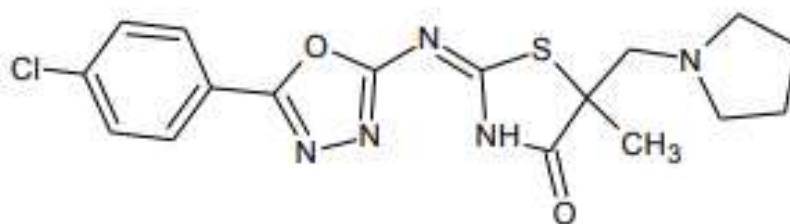


Figure 1

2,3 substituted TZDn compounds really look at the biosynthesis of peptidoglycan polymer made of enoylpyruvate-UDP-Nacetylglucosamine for example MurB inside seeing NADPH.

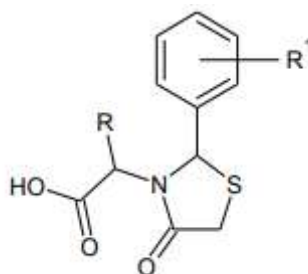


Figure 2

1.2.2 Anti-inflammatory and analgesic activity

Facilitated 3,3'- (1,2-ethanediyl)- bis[2-aryl-TZDn] and its partners show promising calming and torture working with progress by taking part with actuate COX-2 isoform. (Elkanzi,2013)

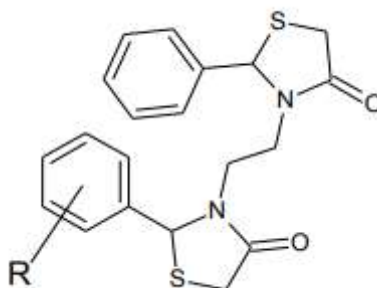


Figure 3

1.2.3 Anthelmintic activity

Organized assistants of rhodamine shows an unquestionable anthelmintic improvement against different helminthic issue happen on mice by *Syphaciaobvelata* and *Hymenolepis nana*.

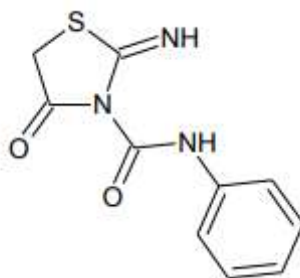


Figure 4

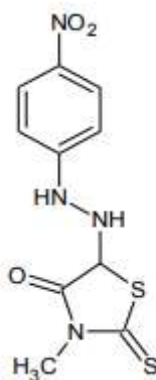


Figure 5

1.2.4 Anti-tubercular activity

A cunning strategy of Indolin-2-one-3-spiroTZDn was formed and considered for critical strong regions for them *Mycobacterium* protein tyrosine phosphatase B made protein found in the cell of making *M.Tbc* its obstacle.

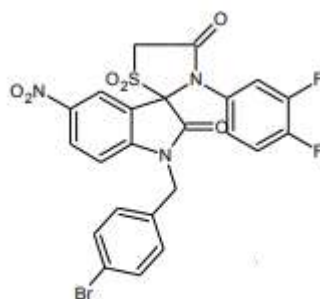


Figure 6

2,3 subbed partners of TZDn were contemplated on dTDP-rhamnose protein for cell divider mix in M.Tbc living thing its square shows perceptible turn of events. (Pawar,2004)

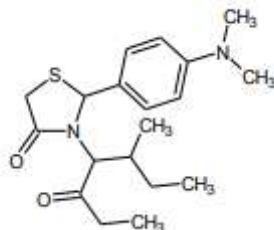


Figure 7

1.2.5 Anticancer activity

It has been revealed that closeness of electron giving party on C terminal shows irrefutable cytotoxicity confined and nearness of electron pulling back social gatherings.

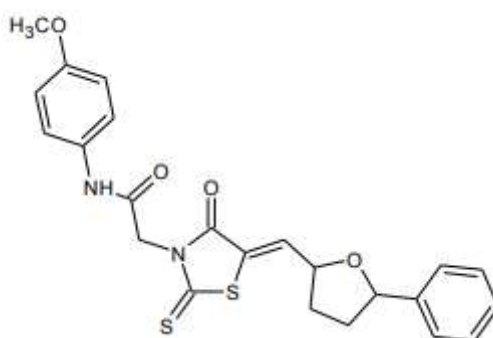


Figure 8

Some system of 2-arylthiazolidin-4-carboxylic horrendous amides were considered on Prostate sickness PPC-1 cells. From the SAR considers the carbon chain on amide linkage coordinate C7 to C18 shows noticeable cytotoxic profile were other than relaxed in chain length lessens the new turn of events. (Rao,1973)

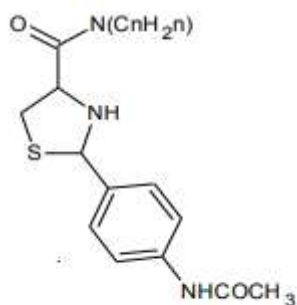


Figure 9

1.2.6 Antiviral/anti-HIV activity

From the report it conveys that the nearness of hydrophobic party augments the primary driving force inhibitory turn of events.

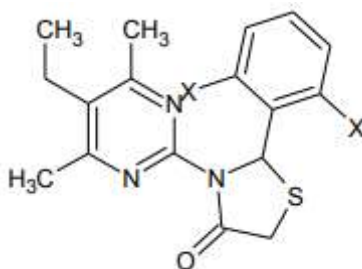


Figure 10

TZDn got along with N-4-methyl pyrimidin-2-yl and 4,6-dimethyl pyrimidin-2-yl were formed.

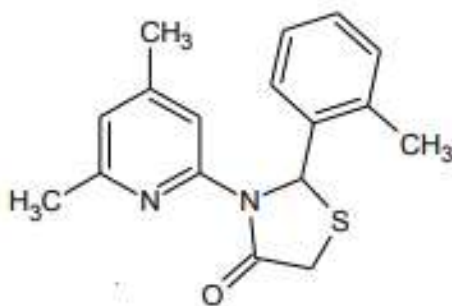


Figure 11

1.2.7 Antidiabetic activity

3-[5-methyl-2-aryl-3-(thiazol-2-yl amino) TZDn] coumarin partners were concentrated over the oral hypoglycemic improvement against alloxan treated female pale cleaned individual rodents, from the report it allows that closeness of electro-in reverse social affairs accumulates the hypoglycemic action. (Sharma,2012)

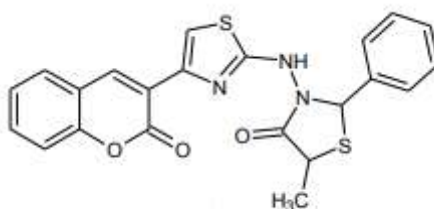


Figure 12

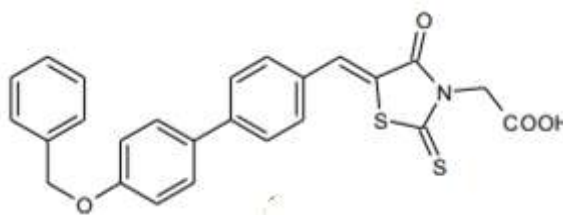


Figure 13

CONCLUSION

In the current work, we have highlighted the biological importance of thiazolidinones. Here, we found that; substitute degree of microbicidal/static action over different little living creatures and upgrades strains is shown by C-2 and N-3 situation of TZDn.

Also, anti-inflammatory activity is shown by 3,3'- (1,2-ethanediyl)- bis[2-aryl-TZDn]. with actuate COX-2 isoform. Anthelmintic improvement against different helminthic issue is done by rhodamine. Some system of 2-arylthiazolidin-4-carboxylic horrendous amides were considered on Prostate sickness PPC-1 cells. 3-[5-methyl-2-aryl-3-(thiazol-2-yl amino) TZDn] is used to allow that closeness of electro-in reverse social affairs accumulates the hypoglycemic action.

REFERENCES

- [1.] A. Pawelczyk, L. Zaprutko. "Microwave assisted synthesis of fragrant jasmone heterocyclic analogues," *Eur. J. Med. Chem.* 41 (2006) 586-591.
- [2.] Divyesh Patel, PremlataKumari, Navin Patel. Synthesis and characterization of some new thiazolidinones containing coumarin moiety and their antimicrobial study. *AASR*, 2(6) (2010) 68-75.
- [3.] George R.Newkomeand AshutoshNayak . 4-Thiazolidinones, *Advances inHeterocyclic Chemistry*, 25 (1980) 83-112
- [4.] Ibrahim MLabouta Hassan MSalama Nabil HESHbaOlaKaderEglalEl-chrbini. Potential anti-microbial: syntheses and *in vitro* anti-microbial evaluation of some 5-arylaazo-thiazolidones and related compounds. *European Journal of MedicinalChemistry* Volume, 22(6) (1987) 485-489
- [5.] Kocabalkanli, A. Ates, A. Otuk, G. Synthesis of Mannich bases of some 2,5-disubstituted 4-thiazolidinones and evaluation of their antimicrobial activities.*Arch. Pharm. Pharm. Med. Chem.* 334(2) (2001) 35-39.

- [6.] NaceurHamdi, Abdullah Sulaiman Al-Ayed , Ridha Ben Said and Alary Fabienne. Synthesis and Characterization of New Thiazolidinones and Their Antibacterial and Antioxidant Activities. *Molecules*, 17 (2012) 9321-9334.
- [7.] NAN Elkanzi. Short review on synthesis of thiazolidinone and β -Lactam. *World J Org Chem*, 1(2) (2013) 24-51.
- [8.] Pawar, R. B.; Mulwad, V. V. Synthesis of some biologically active pyrazole,thiazolidinone, and azetidinone derivatives *ChemHeterocycl. Compd.* 40 (2004) 219-226.
- [9.] Rao, R.P.; Singh, S.R. organic reaction of poly phosphoric acid *J. Indian Chem. Soc.* 50 (1973) 600-603.
- [10.] Ritu Sharma, PushkalSamadhiyaSavitri D. Srivastava, Synthesis and biological activity of 4-thiazolidinone derivatives. *J Serb ChemSoc* 77(1) (2012) 17-26.