

Optimization of Cultural Conditions for Production of Alfa-amylase from *Bacillus sp.* Under Submerged Fermentation (SmF)

Jenifer Lolita C

Associate Professor, Department of Botany,

Maharani Cluster University,

Bangalore, Karnataka

Abstract

Current study was designed to study to screen the most efficient amylase producing strains in submerged fermentation, and optimization of the cultural conditions for the optimum production of alpha amylase. The soil sample was collected from the Chikkaballapura district. Karnataka and screened ^{for} amylase producing bacterial strains on nutrient agar plates. Amylase positive bacterial strains were identified and recorded based on the clear zone formation around the bacterial growth. Amylase producing bacteria was grown on the starch production media in submerged fermentation method. Optimization of cultural conditions like incubation period, pH-1. temperature, salt concentration, carbon & nitrogen sources was carried out. DNS method of enzyme assay was followed and activity was expressed in 11.3. Study findings delineated that newly isolated bacterial strain *Bacillus sp.* yields maximum enzyme production at 40°C & pH 8.0 when incubated for 48 h under submerged fermentation. Further more optimum amylase enzyme production from *Bacillus sp.* was obtained when starch was used as carbon source and yeast extract as nitrogen source under submerged fermentation. At NaC concentration of 3.0% highest amylase production was observed under submerged fermentation using newly isolated *Bacillus sp.* Therefore, newly isolated *Bacillus sp.* having potentials of industrial biotechnological applications and hence, it could be recommended for large scale production to exploit industrial purposes.

Keywords

Bacillus sp., Alpha-amylase, Submerged fermentation (SmF), Optimization

Introduction

Microbial amylases are of enormous value because of characteristics like bulk production and easy genetic manipulation (Souza and Magalhaes, 2010). Amylases obtained from bacteria are known for greater stability, high productivity and reduced cost %A Pluuuutuu. I tie Dutliiu M a/ HAIM producer of many extracellular enzymes, including amylases. *Bacillus sp. is a* preferred choice for industrial production of microbial enzymes due to attributes such as short fermentation cycle, safe-handling, easy manipulation, consistency. *efficient* enzyme activity under stress conditions, and eco friendly characteristics (John and Elangovan, 2013).

The amylase production from different *Bacillus sp.* production of amylase depends on the composition of medium and other physical parameters. There is a growing need for Increasing amylase titer without enhancing the overall cost of production, With these background the present study was designed with the main aim of screening the most efficient amylase fermentation, and optimization of the cultural conditions for the optimum production of alpha amylase.

Materials and Methods

Sample Collection and isolation of Bacteria

Soil sample was collected from me Chikkaballapura district headquarter of Karnataka state. The samples were inoculated onto nutrient agar plates and incubated at 37°C for 24 h. The colonies obtained after incubation were further sub cultured and preserved under 4°C for further use (Keshavamurthy et al., 2018).

Screening and Selection of Strain for Optimization

The isolates were screened for alpha-amylase production; bacterial colonies were screened on starch agar medium (WI.: Starch -10.00, Peptone -5.00, NaCl - 2.00, MgSO4 - 0.20, Agar — 20.00, and pH 9.0). Inoculated plates were incubated at 37°C for L4 hrs. After incubation, the plates were noded with iodine solution (g/L: Potassium iodide - 2.50, Gram's iodine - 0.125). Amylase positive bacterial strains were identified and recorded based on the clear zone formation around the bacterial growth.

Production of Alpha-amylase by Submerged Fermentation (SmF)

Amylase producing bacteria was grown on the starch production media (g/L: Peptone — 5.00, Starch 10.00, NaCl-2.00, MgSO₄-0.20, pH 9.00), and incubated on a rotary shaker for 48 hours at 37°C.

Enzyme was extracted by centrifuging the incubated broth at 5,000 rpm at 4°C for 5 minutes. Supernatant was used as crude enzyme source of amylase.

The experiment was carried out in 250 mL plugged Erlenmeyer flasks, each containing 100 mL sterile starch broth medium and inoculated with 1% of standard inoculum (2.30×10^6 CPU mL⁻¹) for the on rotary shaker at 150 rpm for 48 h. The fermented medium was centrifuged at 10,000 rpm for 10 min in order to determine periodically the cell dry weight and amylases activity in the precipitate and supernatant respectively (Fossi *et al.*, 2011).

Optimization Studies

Optimization of cultural conditions for the optimum production of alpha-amylase under SmF using newly isolated bacterial strain *Bacillus sp.* was conducted for the following parameters.

Incubation period

To study the effect of incubation period on alpha-amylase production by newly isolated *Bacillus sp.* under SmF was carried out at different incubation periods viz. 24 h, 48 h, 72 h, 96 h and 120 h. The optimum incubation time achieved by this step was fixed for subsequent experiments.

pH

In order to optimize the pH of the fermentation medium, the alpha-amylase activity produced from newly isolated *Bacillus sp.* was measured at different pH of fermentation medium viz. 6.00, 7.00, 8.00, 9.00 and 10.0.

Temperature

To study the effect of temperature on alpha-amylase production using newly isolated *Bacillus sp.* in SmF was carried out at different temperatures viz. 30°C, 40°C, 50°C and 60°C.

Salt concentration

The effect of sodium chloride (NaCl) on alpha amylase enzyme production using newly isolated *Bacillus lip*, under Sm1⁴ WWII carried out by adding varied concentrations of NaCl viz. 0.50%, 1.00%, 1.50%, 2.00%, 3.0% to the production media.

Carbon sources The fermentation medium was prepared with different carbon sources such as arabinose, fructose, glucose, lactose, maltose and sucrose at 1.0% concentration, and assessed for alpha-amylase production.

Nitrogen sources

Different organic nitrogen sources such as ammonium chloride, beef extract, peptone and yeast extract at concentration of 1.0% were incorporated in to the fermentation medium and assessed for their effect on alpha-amylase enzyme production.

Enzyme Assay

The alpha-amylase assay was measured as described by Bernfeld (Bernfeld, 1955). Alpha-amylase activity was assayed in the reaction mixture containing 0.50 mL enzyme, 1mL of 1% starch as substrate, 1mL phosphate buffer and incubated at _____ arrested by adding 1mL DNS reagent.

The inactivated reaction mixture was incubated on water bath for 10 minutes and, made up to 10 mL and absorbance was measured at 540nm. Blank was prepared by immediate addition of 1 mL DNS reagent to 0.5 mL enzyme, followed by the addition of 1mL starch and 1 mL phosphate buffer. One unit of enzyme activity (KU) was defined as the amount of enzyme that releases 1 μmol of reducing sugar (maltose) in 1 min under the assay conditions.

Results and Discussion

Out of five isolates, three bacteria showed the zone of clearance on starch agar media and among three, one isolate was identified as *Bacillus sp.* showed the maximum zone of

clearance on the starch agar medium (figure 1), and hence, it was selected for the further study.

Literature reports evidenced that efficient amylase production in enriched media from *Bacillus subtilis* LKS87 (Park *et al.*, 2014), *Bacillus subtilis* KIBGE HAS (Bano *et al.*, 2011), *Bacillus amyloliquefaciens* P-001 (Deb *et al.*, 2013), *Bacillus amyloliquefaciens* (Abd-Elhahlem *et al.*, 2015) *Bacillus sp.* (Khusro *et al.*, 2017), *Bacillus methylotrophicus* strain P11-2 (Xie *et al.*, 2014), *Bacillus sp.* Trvil (Sajedi *et al.*, 2004), *Bacillus Sp.* YX-1 (Liu and Xu, 2008), *Bacillus cereus* (Kuddus and Ahmad, 2012), *Bacillus sp.* strain TSCVKK (Kiran and Chandra, 2008), alkaliphilic *Bacillus sp.* TS-23 (Chi *et al.*, 2010), and *Bacillus licheniformis* SKB4 (Samanta *et al.*, 2014).

Optimization Studies

Incubation period

The results of the current study revealed that the increase in the alpha-amylase enzyme production was observed from 24 h to 48 h. However, alpha-amylase enzyme production by the newly isolated *Bacillus sp.* was found to be maximum at 48 hrs *i.e.* accordance with the study conducted by Kumar *et al.*, on alpha-amylase production by *B. altitudinis* in shake flask for different intervals of time. The production of enzyme was reached maximum at 48h after incubation. Further increase in incubation period however, did not show any significant increase in enzyme production rather it was decreased.

This is because the cells would have reached decline phase with lowered enzyme synthesis. It might be also due to the depletion of the nutrients, death phase of organism or due to the production of amylase in the medium (Kumar *et al.*, 2014). This result was also supported by Oyeleke *et al.*, where the optimum incubation period on the yield of amylase enzyme was found at 48 h (Oyeleke *et al.*, 2009).

pH.

In the present study, the peak amylase activity was reached at pH 8.0 *i.e.*, 265 IU (Figure 3). Literature reports evidenced that the effect of pH of medium on amylase production by different species of *Bacillus* showed maximum activity by *Bacillus SMIA-2* at pH 8.5 (de-Carvalho *et al.*, 2008), by *Bacillus subtilis* at pH 7.5 (E1-Banna *et al.*, 2007).

Temperature

In our study at 40°C Optimum production of alpha-amylase was estimated as 365 IU (Figure 4). These findings were in accordance with various research findings reported by various other researchers. Ashwini *et al.*, found optimum production of... Oyeleke *et al.*, reported that activity of amylase produced by *B. megaterium* was found to be maximum at 40°C followed by a sharp decrease in amylase activity at 50°C (Oyeleke *et al.*, 2009). This was further supported by Jomezai *et al.*, and Liu and Xu (Jomezai *et al.*, 2011; Liu and Xu, 2008).

Salt concentration

In our study the maximum alpha-amylase production i.e., 610 IU was induced when the media was supplemented with 3.11 % NaCl (Figure 3). This is similar to the results of Vijayabaskar *et al.*, wherein authors also revealed 3% NaCl concentration was suitable for the alpha-amylase production (Vijayabaskar *et al.*, 2012). While enzyme yield at 4.5% NaCl concentration (Ashwini *et al.*, 2011). Kokab *et al.*, produced amylase from *B. subtilis* having medium containing 2.0 % concentration of NaCl (Kokab *et al.*, 2003). Further more thermophilic *Bacillus sp.* strain SMIA-2 retained 63.4% enzyme yield in 2.0% NaCl (de-Carvalho *et al.*, 2008).

Carbon Sources

In the current study maximum alpha-amylase production from newly isolated *Bacillus sp.* was measured when production medium was supplemented with maltose i.e., 688 IU (Figure 6). Literature findings evidenced that amylase is an inducible enzyme and is generally induced in the presence of carbon sources such as starch, its hydrolytic product, or maltose (Ashwini *et al.*, 2011). Similar finding was observed by Ashwini *et al.*, when amylase production was optimized using different sugars at 1% (w/v) concentration. *B. manni* showed the maximum enzyme activity in the presence of dextrose (Ashwini *et al.*, 2011). The other carbon sources may be due to catabolite repression. The findings in our study were also in agreement with Rameshkumar and Sivasudha, wherein starch was observed as the best carbon source utilized by the organism (Rameshkumar and Sivasudha, 2011). These findings were further supported by various other others reported in the literature (Goya' *et al.*, 2005; Varalakshmi *et al.*, 2008).

Nitrogen sources

Literature reports evidence that high yield or enzyme production was obtained when organic nitrogen source compounds were used (Lin *et al.*, 1998). In our study the supplementation of nitrogen sources on amylase production showed that yeast..... the production of amylase i.e., 665 1U (Figure 7). These findings were in agreement with Guerra and Pastrana and Roohi *et al.*, wherein authors delineated that yeast *extract* was the best nitrogen.... high content in minerals, vitamins, Co-enzymes and nitrogen components (Guerra and Pastrana, 2002; Roohi *etal.*, 2011).

inu.CurrAtiicrobiolApp.sci (2022) ninth vi-u,

Fig.1 Zone of clearance on starch agar plate *Bacillus sp.*




Fig.2 Effect of incubation period on alpha-amylase production

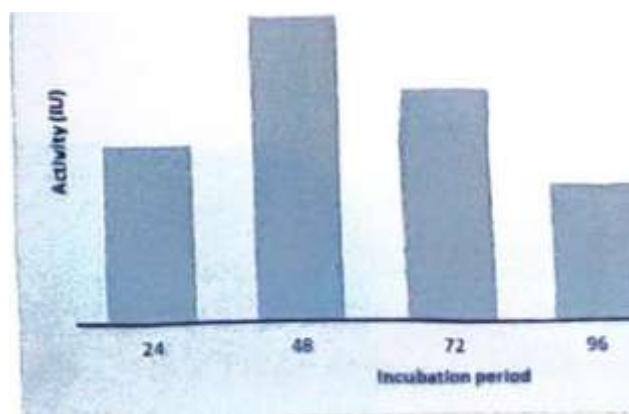


Fig.3 Effect of pH on alpha-amylase production

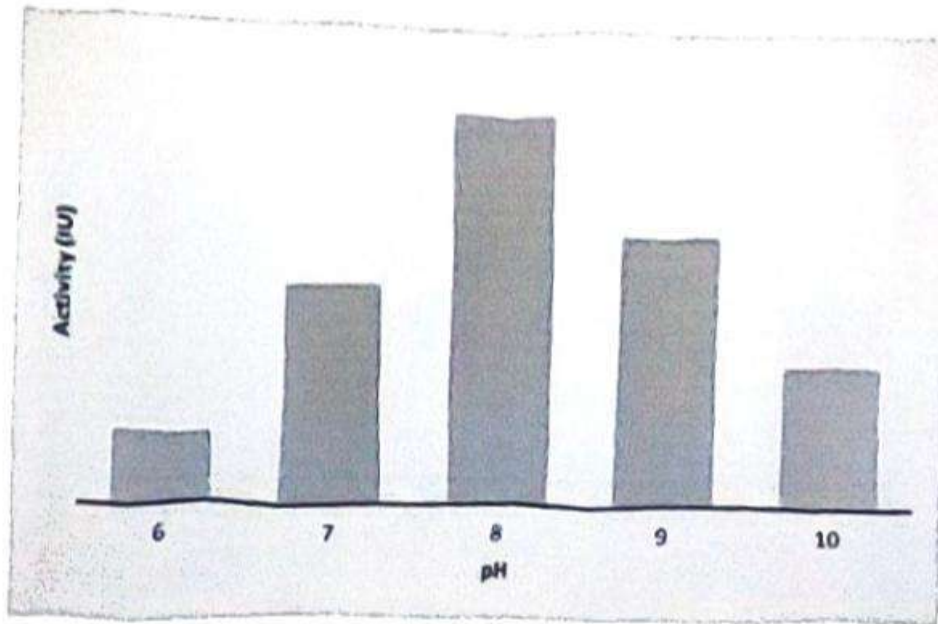


Fig.4 Effect of temperature on alpha-amylase production

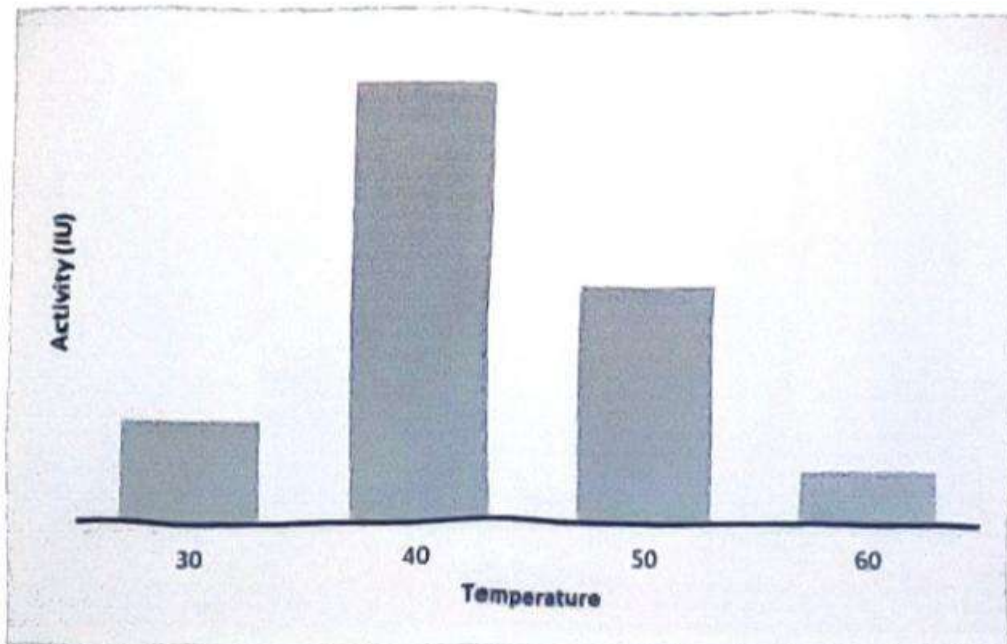
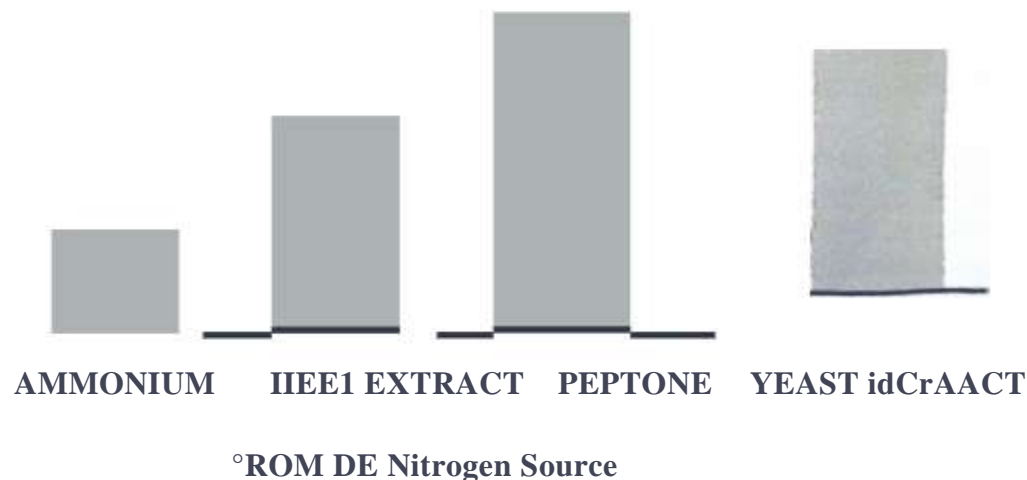


Fig.7 Effect of nitrogen sources on alpha-amylase production



Furthermore, findings of our study are in accordance with the literature reports wherein Narayana and Vijyalakshmi reported maximum yield of amylase activity when yeast extract was used as nitrogen source for *B. stearothermophilus* and *S. albidoflavus* (Narayana and Viyalakshmi, 2008).

Moreover, Bhauacharya *et al.*, and Santos and Martin also reported the optimum production of amylase by *Bacillus sp.* when yeast extract was used as nitrogen sources (Sourav *et al.*, 2011; Santos and Martin, 2003).

The newly isolated bacterial strain *Bacillus sp.* yields maximum alpha-amylase production at 40°C & pH 8.0 when incubated for 48 h under SmF. Furthermore, optimum alpha-amylase enzyme production from newly isolated *Bacillus sp.* was obtained when starch was used as carbon source and yeast extract as nitrogen source under SmF. At NaCl concentration of 3.0% highest alpha-amylase production was observed under SmF using newly isolated *Bacillus sp.*

Therefore, newly isolated *Bacillus sp.* having potentials of industrial biotechnological applications and hence, it could be recommended for large scale production to exploit industrial purposes.

References

- Abd-Elhahlem, B. T., El-Saway, M., Gamal, R. F. and Abou-Taleb, K. A. Production of amylases from *Bacillus amyloliquefaciens* under submerged fermentation using some agro-industrial by-products. Ann Agr Sci 2015;60(2):193-202.
- Ashwini, K., Gaurav, K., Karthik, L. and Bhaskara Rao, K. V. Optimization, production and partial purification of extracellular α -amylase from *Bacillus sp.* marini. Arch Appl Sci Res. 2011;3(1):33-42.
- Bano, S., Qader, S. A. U., Aman, A., Syed, M. N. and Azhar, A. Purification and characterization of novel α -amylase from *Bacillus subtilis* KIBGE HAS. AAPS PharrnSci Tech 2011; 12:255-61.
- Bernfeld, P. Amylases: and Method in Enzymol. Academic Press USA. 1955; Vol. I. pp: 149.
- Chi, M. C., Chen, Y. H., Wu, T. J., Lo, H. F. and Lin, L. L. Engineering of a truncated α -amylase of *Bacillus sp.* strain TS-23 for the simultaneous improvement of thermal and oxidative stabilities. J Biosci Bioeng 2010; 109:531-8.
- Deb, P., Talukdar, S. A., Mohsina, K., Sarker, P. K. and Sayem, S. M. A. Production and partial characterization of extracellular amylase enzyme from *Bacillus amyloliquefaclens P001*, Springer Plus 2013; 2:1-12.
- De Carvalho, R. V., Correa. T. L R., Matos da Silva, J. C., Mansur, L R. C. and Martins, M. L. L properties of an amylase from thermophilic *Baciiias sp.* Brazilian Journal of Microbiology. 2008; 39:1517-1525.
- El-Banna, T. E., Ahmed, A., Abd-Aziz, A. A., Abou-Dobara, M. I. and Ibrahim. R. L Production and immobilization of α -amylase from *Bacillar subti* ts. Pakistan Journal of Biological Science. 2007; 10:2039-47.
- Fossi, B. T., Fovea, F., Jiwoua,, C. and Ndjouenkeu, R. Simultaneous production of raw starch degrading highly thermostable α -amylase and lactic acid by *lactobacillus fermeritum* 04B BA19. African Journal of Biotechnology. 2011 ;10(34):6564-74.

- Goyal, A., Bandopadhyay, R., Sourdille, P., Endo, T. R., Balyan, H. S. and Gupta, P. K. Physical molecular maps of wheat chromosomes. Functional & integrative genomics. 2005;5(4):260-3.
- Guerra, N. P. and Pastrana, L. Nisiri and pediocin production on mussel-processing waste supplemented with glucose and five nitrogen sources. Letters in applied microbiology. 2002;34(2):114-8.
- Jogezai, N., Raza, A., Abbas, F., Bajwa, M. Mohammad, D., Kakar, W.Saeed, M. and Awan, A. Optimization of cultural conditions for microbial alpha amylase production. J. Microbiol. Antimicrob. 2011; 3:221-7.
- John, R. J. D. and Elangovan, N. Molecular Liu, identification of amylase producing *Bacillus subtilis* and detection of optimal conditions. J Pharm Res 2013; 6:426-30.
- Keshavarnurthy, M., Srinath, B. S. and Rai, V. R. Phytochemicals-mediated green synthesis of gold nanoparticles using *Pterocarpus santalinus* L. (Red Sanders) bark extract and their antimicrobial properties. Particulate Science and Technology. 2018;36(7):785-90.
- Khusro, A., Earathikannan, K., Aarti, C. and Agastian, P. Optimization of therms-alkali stable amylase production and biomass yield from *Bacillus sp.* Under submerged cultivation. Fermentation 2017: 3:1-19.
- Kirun, K.K. and Chandra, T.S. Production of surf tans and detergent stable, halophilic, and alkali tolerant a-amylase by a moderately halophilic *Bacillus Sp*, Strain TSCVKK. Appl Microbial Biotech.nol 2008:77:1023- 31.
- Kokab, S., Asghar, M., Rehman, K., Asad, M.J. and Adedyo, O. Bio-processing of banana peel for a-amylase production by *Bacillus subfills*. International Journal of Agriculture and Biology. 2003;5(1):36-9
- Kumar.Y., Singh.P.K., Singh.A IC, Masih.H., Peter, I.K., Benjamin, J.C. and Rath,S.Production optazation of alpha amylase from *Bacillus altitudinis*. Ira I Sci Eng Technol Res.2014;3(4):0564-73.
- Lin.L. L., Chyau, C.C. and Hsu, W.H.Production and properties of a raw-starch degrading amylase from thennophilic and alkaliphilic *Bacillus sp.* TS-23. Biotechnology and Applied Biochemistry. 1998; 28:61-68.

- Liu, X.D. and Xu Y.A. novel raw starch digesting α -amylase from a newly isolated *Bacillus Sp.* YX-t: purification and characterization. *Bioresource Technology*. 2008;99(10):4315-20.
- Narayana, K.J. and Vijayalakshmi, M. Production of Extracellular α -Amylase by *Streptomyces albidoflavus*, *Asian J. Biochem*, 2008;3(3):194-7.
- Oyeleke, S.B. and Oduwole, A.A. Production of amylase by bacteria isolated from a cassava waste dumpsite in Minna, Niger State.
- Saiedi, R. H., Muesli, H. N., Khajeh. K., B., Ghalemi, N. and Manesh, N. Purification, characterization and structural investigation of a new moderately thermophilic and partially calcium independent extracellular α -amylase from *Bacillus sp.* TMI. *Appl Biochem Biotechnol* 2004; 119:41-50.
- Santa, S., Das, A., Haider, S. K., Jana, A., Kar, S. and Mahapatra, P. K. D., et al., Thermodynamic and kinetic characteristics of α -amylase from *Bacillus licheniformis* SKB4. *Acta Biol Szegediensis* 2014;58(2):147-56.
- Santos, E. D. and Martins, M. L Effect of the medium composition on formation of amylase by *Bacillus sp.* *Brazilian archives of Biology and Technology* 2003;46(1): i29-34,
- Sourav, Shilpi, B., Arijit, D. and Sanctum, A. Utilization of sugarcane bagasse for solid-state fermentation and characterization of α -amylase from *Aspergillus flavids* isolated from Muthupettai Mangrove, Tamil Nadu, India. *Australian Journal of Basic and Applied Sciences*. 2011;5(12):1012-22.
- Souza, P. M. and Magalhaes, P. O. Applications of microbial α -amylase in industry—a review, *Brazil J Microbiol* 2010; 41:850-61.
- Varnlakshmi, N., Kurnudini, B. S., Nandini, B. N., Solomon, S. D., Mahesh, B., Suhas, R. and Cavitha, A. P. Characterization of Alpha Amylase from *Bacillus sp.* 1/isolated from paddy seeds. *J Appl Biosci*. 2008;1(2):46-53.

Vijayabaskar, P., Jayalakshmi, D. and Shankar, T. Amylase production by moderately halophilic *Bacillus cereus* in solid state fermentation. African Journal of Microbiology Research. 2012;6(23):4918-26.

Xie, F., Quan, S., Liu, D., Mn., H., Li, F., Zhou, F. and Chen, G. Purification and characterization of a novel α -amylase from a newly isolated *Bacillus methylotrophicus* strain P11-2. Process Biochem 2014; 49:47-53.